

1/4 SHEET NOSEBLOCK  
1/4 SHEET SPINNER BACKPLATE

3/16 SQ  
3/16 SHEET  
CHAMFER OFF AT 45°

BIND WITH SILK

WING BOX DETAIL

WING BOX DETAIL

1/16 SHEET SUPER STRINGERS

PAPER TUBE

1/32 RUBBER

1/4 X 1/8 BAMBBOO TAPERED

1 1/4 DIA WHEEL

SKEW HINGE SHOWN FOR BLADE FOLDING ON SIDE OF FUSELAGE

1 1/8 AXLE FITTING

LIGHT BALSAA BLOCK

DT FUZE OPERATES UIC RETRACTION FIRST

CHUTE BOX

FAIRING

1/8 SHEET

1/16 SHEET

BACK WITH 1/16 SHEET

BASIC FUSELAGE MEMBERS 1/8 SQ

LAMINATED OUTLINE 7 STRIPS 3/32 X 1/32

R1  
R2  
R3  
R4

3/16 X 1/16

5/64 DIA BAMBBOO

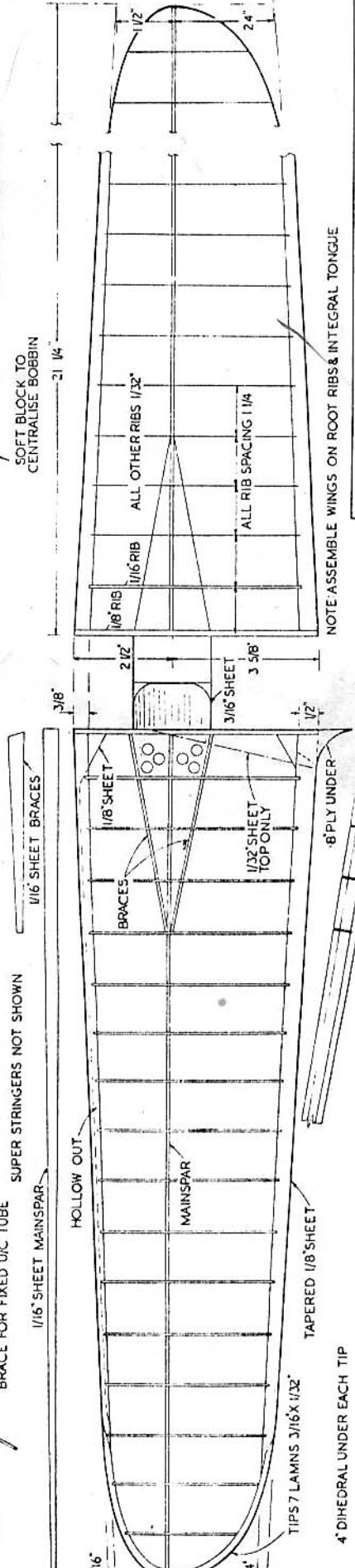
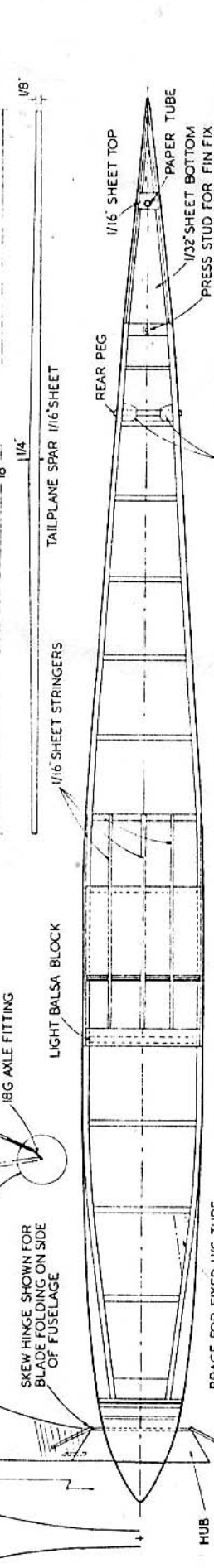
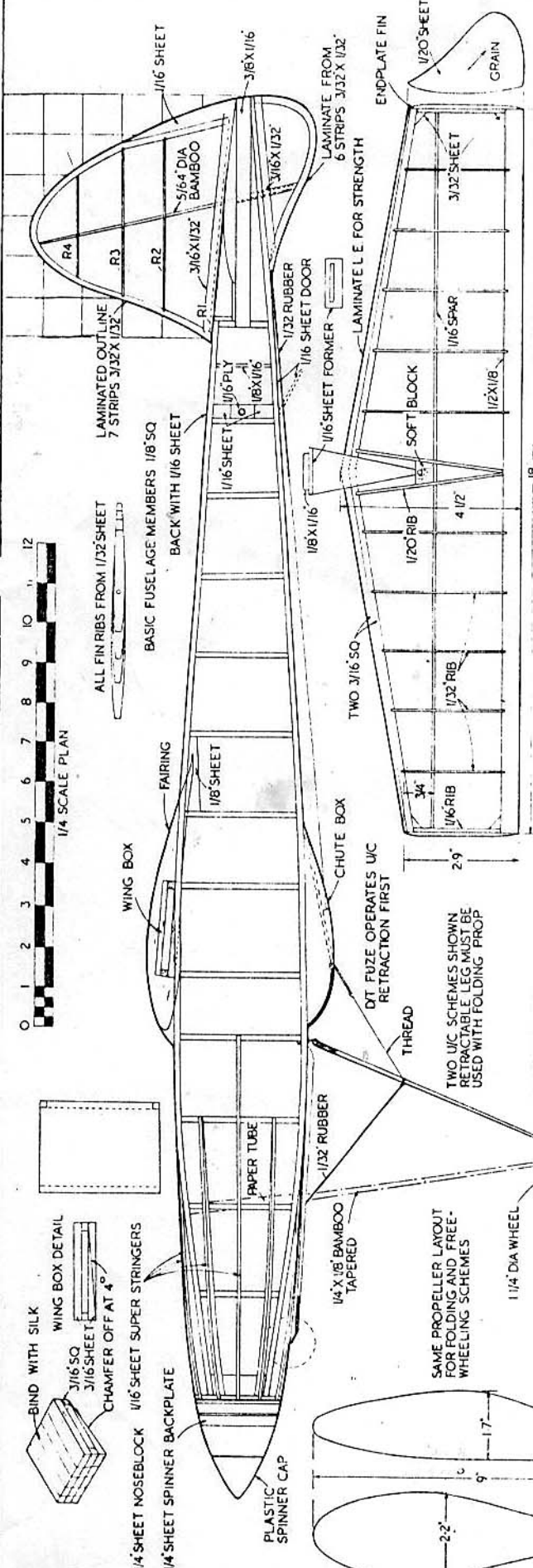
3/16 X 1/32

LAMINATE FROM 6 STRIPS 3/32 X 1/32

1/32 RUBBER

1/16 SHEET FORMER

LAMINATE L E FOR STRENGTH



PLANS BY RON WARRING WORLD COPYRIGHT RESERVED

1949 WAKEFIELD BY RON WARRING VOO DOO